

# WAAC Perspectives

TD Wealth Asset Allocation Committee (WAAC)

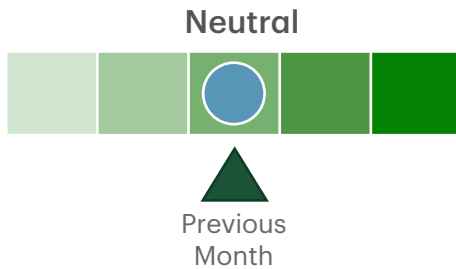
Views as of July 18, 2024

2024  
**AUG**

## Core Asset Class Allocations

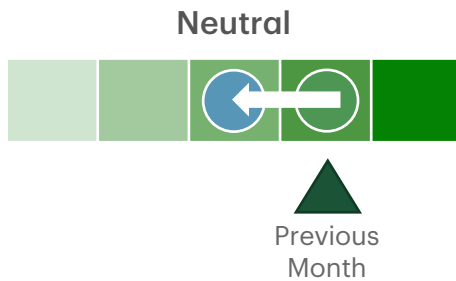


**Equity**



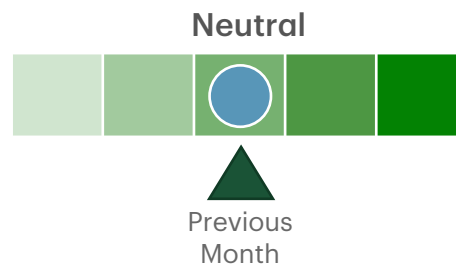
Equity market returns remain positive year-to-date. While the U.S. market, and in particular technology-related names, are among the leaders, all S&P 500 Index sectors and many major equity markets are up this year. We believe that the equity market has a balanced return outlook. While earnings are growing (as represented by the MSCI All Country World Index), this has been partially captured by the market in valuations.

**Fixed Income**



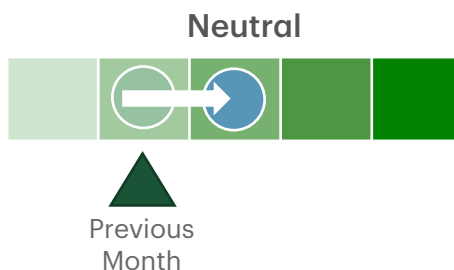
Given the evolution of domestic inflation, we expect the Bank of Canada ("BoC") to continue cutting its policy rate this year. However, barring a swift weakening of the economy, the BoC has stressed that rate cuts will materialize at a slower pace than the hikes they delivered in 2022 and 2023. This means that bond yields should not fall quickly, but this bodes well for the income component of bond returns and, therefore, we continue to expect fixed income will generate positive returns over the next 12 months. Furthermore, with the turn in the monetary policy cycle, we expect that bonds will provide diversification benefits, reduce overall portfolio volatility and preserve capital.

**Alternatives**



We believe that an allocation to alternative assets can benefit diversified portfolios especially when implemented over the long-term. Alternative assets can provide inflation protection and attractive absolute returns, while acting as long-term portfolio stabilizers via their diversification benefits and less correlated income streams. Given the nature of private asset classes as well as the present phase of value adjustment in several markets and asset classes, we believe that this may be an attractive time to increase or consider an allocation to alternative assets.

**Cash & Equivalents**



U.S. pre-election and policy uncertainty may cause episodic spikes in volatility as we approach the fall. Additionally, recent economic trends suggest an increasing chance of transitory below trend growth. Considering this, we are raising cash to enhance liquidity and provide optionality to capitalize on better valuation opportunities that may emerge. Cash rates are expected to ease as short term rates fall, but declines should be gradual.

# Equities – Neutral Overall Outlook








<b>Canadian Equities</b>	<p>Neutral</p>	<p>Canadian gross domestic product ("GDP") growth has slowed and inflation has subsided. As a result, the BoC announced a 25 basis points reduction to its policy rate. The indication that rates have peaked and potential for further reductions is supportive for the economy. The TSX Composite Index offers some attractive opportunities with strong free cash flows within the Energy sector, relatively inexpensive Financials sector stocks, and reasonable overall valuation.</p>
<b>U.S. Equities</b>	<p>Modest Overweight</p>	<p>S&amp;P 500 Index returns this year have been driven by both multiple expansion and earnings growth. While mega cap technology firms are a significant contributor to returns, partly driven by AI opportunities, all sectors are in positive territory. Signs of a softening labour market and lower inflation could result in the U.S. Federal Reserve ("the Fed") starting to cut rates. A lower rate environment combined with earnings growth could be supportive of a broadening of equity market performance. The S&amp;P 500 index commands a premium valuation due to its higher technology exposure.</p>
<b>International Equities</b>	<p>Neutral</p>	<p>While macroeconomic conditions are sluggish, particularly in Europe, international equity valuations may be overly discounted and that future returns may be more inline with global markets. Japanese equities look attractive on a relative basis, with momentum building behind a corporate reform agenda aimed at boosting profitability and valuation multiples.</p>
<b>Chinese Equities</b>	<p>Modest Underweight</p>	<p>We believe the Chinese equity market may lag its global peers as the country continues to work through the challenges in its property sector.</p>
<b>Emerging Markets ex. China</b>	<p>Neutral</p>	<p>Some emerging market central banks appear to have paused their rate hiking cycle, with Brazil and Chile cutting rates. While this is supportive of better domestic growth in these countries, it might be partially offset by the impact weaker global growth could have on exports.</p>

# Equity






# Fixed Income – Neutral Overall Outlook





<p><b>Domestic Government Bonds</b></p>	 <p>Modest Overweight</p>	<p>If the Canadian economy continues to evolve as it has in the first half of 2024, we anticipate that the BoC will deliver more rate cuts this year. Bond yields have continued to trend lower after the BoC delivered the first cut, and there is room for them to fall further if the BoC can continue to reduce its restrictive monetary policy stance. As the easing cycle progresses, we expect yields on shorter government bonds, which are more sensitive to the monetary policy cycle, to fall faster than that of longer government bonds. Over the long term, we believe government bonds will remain appealing due to their potential to generate positive nominal returns.</p>
<p><b>Investment Grade Corporate Credit</b></p>	 <p>Modest Overweight</p>	<p>Investment grade spreads remain tight overall and reflect a modest softening of the global economic backdrop. We see Canadian investment grade corporate bonds as more attractive than U.S. investment grade corporates as spreads in Canada continue to be meaningfully wider.</p>
<p><b>Global Bonds-Developed Markets</b></p>	 <p>Neutral</p>	<p>As more leading central banks are beginning to cut policy rates, investor attention is turning to the uncertainty emanating from global elections. As election-induced, idiosyncratic policy risks weigh on markets, we believe the evolution of each central bank's easing cycle and bond returns are not foregone conclusions. For example, we anticipate the Fed will be in a position to cut its policy rate as early as September, which should have positive implications for U.S. bond market returns. On the other hand, sustained momentum in underlying inflation trends is giving more confidence to the Bank of Japan ("BoJ") to consider raising interest rates further and reduce the degree of policy accommodation over the coming months. Therefore, we expect opportunities across developed market bonds to vary over the next 12 to 18-months.</p>
<p><b>Global Bonds-Emerging Markets</b></p>	 <p>Modest Underweight</p>	<p>While yields remain attractive in some regions, many emerging market countries have either cut policy rates meaningfully this year, or have significant rate cut expectations already priced in bond yields. As a result, there is now a lower potential for emerging market bonds to outperform developed market bonds from capital appreciation alone. However, there are tactical opportunities in some emerging market countries where fiscal policy and growth fundamentals remain stable.</p>
<p><b>High Yield Credit</b></p>	 <p>Modest Underweight</p>	<p>All in yields remain attractive, but high yield spreads continue to be expensive and not reflective of potential challenges within the sector. While the majority of high yield companies are performing well, many of the riskier high yield issuers are struggling with heavy debt loads and slowing growth. As a result, we remain cautious at current valuations and favour the higher quality cohort of the market.</p>

# Alternatives – Neutral Overall Outlook



<b>Commercial Mortgages</b>	 <p>Modest Overweight</p>	<p>Commercial mortgages continue to provide accretive income while insulating investor returns from the increased volatility in interest rates.</p>
<b>Private Debt (Universe)</b>	 <p>Neutral</p>	<p>High credit quality and global diversification provides an income ballast in an uncertain economic environment. Incremental income and potential capital appreciation from interest rate moderation provide upside.</p>
<b>Domestic Real Estate</b>	 <p>Modest Underweight</p>	<p>We believe a significant portion of the value adjustments in the Canadian commercial real estate space have been taken. Moving forward we see more reason for confidence in the multi-unit residential, retail and industrial spaces.</p>
<b>Global Real Estate</b>	 <p>Modest Underweight</p>	<p>We believe the majority of the value adjustments have occurred in the U.S., UK and Nordic countries, while other regions, such as Australia, are in the midst of value adjustments.</p>
<b>Infrastructure</b>	 <p>Modest Overweight</p>	<p>Increases in cash flow from higher-than-expected inflation is buffering rising interest rates. Investor appetite is particularly focused on energy transition investments and critical infrastructure sectors that generate stable, growing cash flows.</p>

## Sub-Asset Class

<b>U.S. Dollar (USD)</b>	 <p>Neutral</p>	<p>The USD has remained strong against global currencies as relative growth differentials still favour the U.S. economy, and by extension the USD. Some USD weakness may be expected in the near term, however, currency risk is not expected to be a major factor affecting returns as any USD softness is expected to be modest. The USD provides diversification in portfolios considering the range of risks in the near term.</p>
<b>Commodities (Gold, Energy, metals, agriculture, carbon)</b>	 <p>Modest Overweight</p>	<p>Economic data has started to underwhelm, and this is showing up with recent softness in industrial production and ISM manufacturing. However, long term underlying fundamentals remain supportive for key commodities such as oil and copper as supply remains disciplined or restricted. Commodities remain a source of diversification in this environment. Additionally, the gold price rally accelerated this past month as US 10-year real yields moved lower in anticipation of potential Fed cuts and physical gold ETFs attracted inflows</p>

# Current WAAC Members

Chair



**David Sykes, CFA**

Senior Vice President  
& Chief Investment Officer, TDAM

## TDAM Asset Allocation



**Michael Craig, CFA**

Managing Director, Head of  
Asset Allocation and Derivatives,  
TDAM



**Anna Castro**

Managing Director, Asset  
Allocation,  
TDAM

## TDAM Equities



**Justin Flowerday, CFA**

Managing Director, Head of  
Public Equities,  
TDAM



**Jennifer Nowski, CFA**

Vice President & Director,  
Portfolio Manager,  
TDAM

## TDAM Fixed Income



**Michael Augustine, CFA**

Managing Director, Head of  
Fixed Income and Asset Liability  
Management (ALM),  
TDAM



**Alex Gorewicz**

Vice President & Director, Active  
Fixed Income Portfolio  
Management,  
TDAM

## TDAM Alternatives



**Colin Lynch**

Managing Director, Head of  
Global Real Estate Investments,  
TDAM



**Bruce MacKinnon**

Managing Director, Head of  
Private Debt Research &  
Origination,  
TDAM

## Epoch



**Kevin Hebner, PhD**

Managing Director, Epoch  
Investment Partners, Inc.



**William Booth, CFA**

Managing Director, Epoch  
Investment Partners, Inc.

## Non-Voting Members



**Brad Simpson**

Chief Wealth  
Strategist, TD Wealth



**Sid Vaidya**

U.S. Wealth Chief  
Investment  
Strategist, TD Wealth



**Bryan Lee**

Vice President & Director,  
Lead of the Retail Client  
Portfolio Management Team,  
TDAM

For more information  
please contact your **investment professional**.



---

The information contained herein has been provided by TD Wealth and is for information purposes only. The information has been drawn from sources believed to be reliable. Graphs and charts are used for illustrative purposes only and do not reflect future values or future performance of any investment. The information does not provide financial, legal, tax or investment advice. Particular investment, tax, or trading strategies should be evaluated relative to each individual's objectives and risk tolerance. Certain statements in this document may contain forward-looking statements ("FLS") that are predictive in nature and may include words such as "expects", "anticipates", "intends", "believes", "estimates" and similar forward-looking expressions or negative versions thereof. FLS are based on current expectations and projections about future general economic, political and relevant market factors, such as interest and foreign exchange rates, equity and capital markets, the general business environment, assuming no changes to tax or other laws or government regulation or catastrophic events. Expectations and projections about future events are inherently subject to risks and uncertainties, which may be unforeseeable. Such expectations and projections may be incorrect in the future. FLS are not guarantees of future performance. Actual events could differ materially from those expressed or implied in any FLS. A number of important factors including those factors set out above can contribute to these digressions. You should avoid placing any reliance on FLS. The TD Wealth Asset Allocation Committee ("WAAC") is comprised of a diverse group of TD investment professionals. The WAAC's mandate is to issue quarterly market outlooks which provide its concise view of the upcoming market situation for the next six to eighteen months. The WAAC's guidance is not a guarantee of future results and actual market events may differ materially from those set out expressly or by implication in the WAAC's quarterly market outlook. The WAAC market outlook is not a substitute for investment advice. TD Wealth represents the products and services offered by TD Waterhouse Canada Inc., TD Waterhouse Private Investment Counsel Inc., TD Wealth Private Banking (offered by The Toronto-Dominion Bank) and TD Wealth Private Trust (offered by The Canada Trust Company). TD Asset Management Inc. is a wholly owned subsidiary of The Toronto-Dominion Bank. All trademarks are the property of their respective owners. ® The TD logo and other trade-marks are the property of The Toronto-Dominion Bank and its subsidiaries.